

Cardboard Tray / Case Packer with Horizontal Collation and Side Loading

Safe

Compact

Easy to use

Economical



CZH / CUH is an automatic cardboard tray packing machine with horizontal collation and side loading into blank. It can handle various product shapes such as cans, bottles and cartons. It can be single products or multipacks coming from an upstream Autopack multipacker SIM or other. Autopack tray packer CZH/CUH is one of the most compact machines available on the market for speed up to 20 cases/min. It is available in standard version (CZH) or U-shape layout (CUH).

Single or Multilane infeed



Side loading with front stabiliser



Direct connection to Shrink Wrapper



The Autopack Package :Faster - Smaller - Simpler - Better Pack

Standard Features

- Stainless steel construction
- Speed up to 20 trays / min
- Integrated Control
- User friendly HMI
- Hot Melt Gluing System

Optional Features

- Infeed with product splitter
- Stacking of products
- Product stabiliser
- Finger and overhead pusher
- High sided trays and full wrap around



Autopack designers pay particular attention to specifying materials and finishes that are durable, do not affect the packaged product and remain serviceable for a long time.

Explore Shrink Wrapping and our range of Machines at

www.Hollandpkg.com

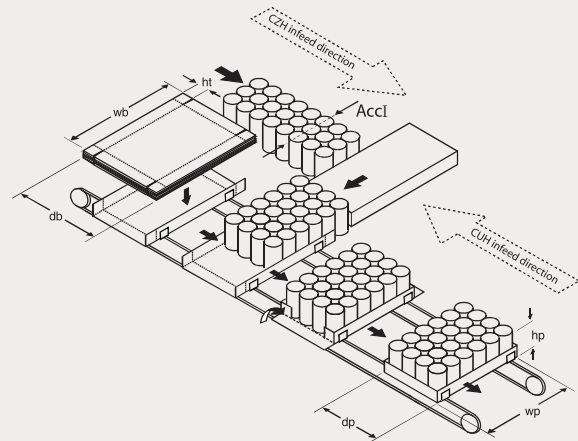
Cardboard Tray / Case Packer with Horizontal Collation and Side Loading

Operation

- Products come from upstream and are distributed on single or multilanes either by accumulation or using a lane divider (optional). Products reach collating area while the tray index system prepares the tray. The blank is drawn from the magazine, formed into a "U" then placed between the fingers on the chain carrier.
- The chain carrier then indexes the tray to the loading station to merge with the products. Once the products are transferred onto the tray, the chain carrier indexes forward to the next station where inner corner flaps are folded and held in position during next indexing.

- During indexing, hot melted glue is applied onto the external flaps, glue shooting from top. The position and length of the glue patch is accurately controlled by the PLC program.
- The collation is then indexed to the last station where the external flaps are folded up onto the inner flaps and held firmly in position until the glue is firm enough for the tray to be indexed again and released onto outfeed conveyor or infeed of the shrink wrapper if any.

Specification		(All parameters in mm except "Film thickness")		60CZH / 60CUH	80CZH / 80CUH
Tray Size	Min-Max blank width	wb		320-520	340-720
	Min-Max blank depth	db		250-410	270-510
	Min-Max tray height ¹⁾	ht		40-70	40-70
Pack Size	Pack width	wp		220-420	240-620
	Pack depth	dp		150-320	150-410
	Pack height	hp		50-300	50-370
Across Infeed		Accl		190-300	190-300
Packing Speed ²⁾		Trays/min		13-20	12-20
Electrical Supply	Average Power	kW		2.5	2.5
	Max Power	kW		6	6
Available in 220/380/415, 3ph, N+E, 50/60Hz					
Compressed Air	Working pressure	kPa		600	600
	Consumption	NL/Cycle		26	26
		CFM		16	16

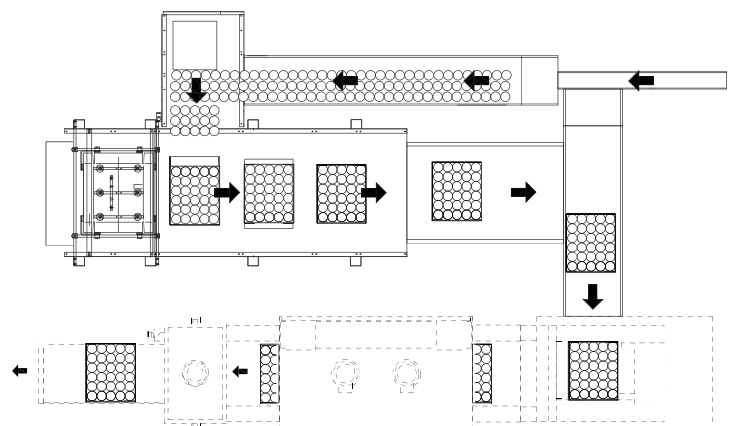
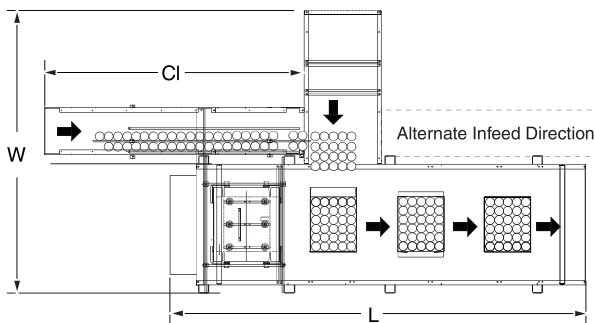
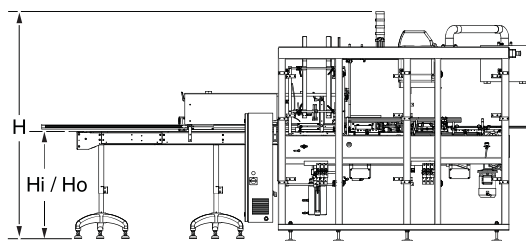


Dimension		(All parameters in mm)		60CZH / 60CUH	80CZH / 80CUH
Total System	Machine height ³⁾	H		1855	1855
	Min. operating height ³⁾			850	850
	Machine width	W		2040	2240
	Tray packer length	L		2185	2600
	Infeed conveyor length	Cl		1715	1715
	Infeed height	Hi		850	850
	Oufeed height	Ho		850	850

Note:

- 1) Minimum tray height can be as low as 30mm providing special preparation of cardboard. Also maximum tray height can be increased with special features such as inclined blank magazine and adapted blank extraction mechanism. Please contact us to discuss more details.
- 2) Packing speed depends on product depth and width, as well as the number of products on tray.
- 3) Height is adjustable from 850mm up to 900mm. Extension possible on request.

Above parameters are constantly reviewed and updated and may vary from project to project depending on customers requirements.



Example of Complete System
 CUH Tray Packer and SLU Shrink Wrapper

